

The **MCC200-4x4** is a modular hybrid matrix and is offered in three frequency range options: standard from 617-2700MHz, extended from 617-3800MHz covers CBRS and Band 43, and ultra-wide from 617-5925MHz for LTE-LAA. All Hybrid Modules can accept 500W per input port and are IP67 Rated.

Modular Hybrids can be added to the **MCC200H** subrack for sector extensions or replaced for future frequency expansion

The **MCC200H** Hybrid Subrack is a 2.5RU enclosure that can accommodate up to (2) wideband 4x4 hybrid matrix combiners. All Antenna ports are in the front. Rear interfaces are for interconnection with the filter combiner module outputs.



Specification	MCC200-4x4A		MCC200-4x4B*		MCC200-4x4C*	
Card Type	Standard		Extended for CBRS & Band43		Ultra-wide for LTE-LAA	
Frequency Range	617-2,700 MHz		617-3,800 MHz		617-5,925 MHz	
Coupling	6.0 ± 1.8 dB	617-800 MHz	6.0 ± 1.8 dB	617-800 MHz	6.3 ± 1.0 dB	617-1,500 MHz
	6.2 ± 1.4 dB	800-2,600 MHz	6.2 ± 1.4 dB	800-2,700 MHz	6.5 ± 1.0 dB	1,500-2,500 MHz
	6.3 ± 1.8 dB	2600-2,700 MHz	6.3 ± 1.8 dB	2,700-3,800 MHz	6.6 ± 1.1 dB	2,500-2,700 MHz
					7.0 ± 1.3 dB	2,700-4,900 MHz
				7.2 ± 1.5 dB	4,900-5,925 MHz	
Isolation	>20 dB 23dB typ.		>20 dB 23dB typ.		>25 dB	617-1,500 MHz
					>20 dB	1,500-2,500 MHz
					>18 dB	2,500-2,700 MHz
					>15 dB	2,700-4,900 MHz
					>15 dB	4,900-5,925 MHz
VSWR	<1.29:1		<1.29:1		<1.30:1	617-1,500 MHz
					<1.35:1	1,500-2,500 MHz
					<1.70:1	2,500-2,700 MHz
					<2.0:1	2,700-4,900 MHz
					<2.0:1	4,900-5,925 MHz
Impedance	50Ω					
PIM	Intermodulation 2x +43 dBm tones				<-155 dBc (-112 dBm)	
Power/Input	500W					
Weight, lb (kg)	7.7 (3.5)					
Connector	4.3-10 (f), long-neck					
Environment	-25°C to +65°C					
Ingress Protection	IP67					
Dimensions	19.0 x 7.6 x 4.4 inches [482.6 x 193.0 x 111.5 mm]					

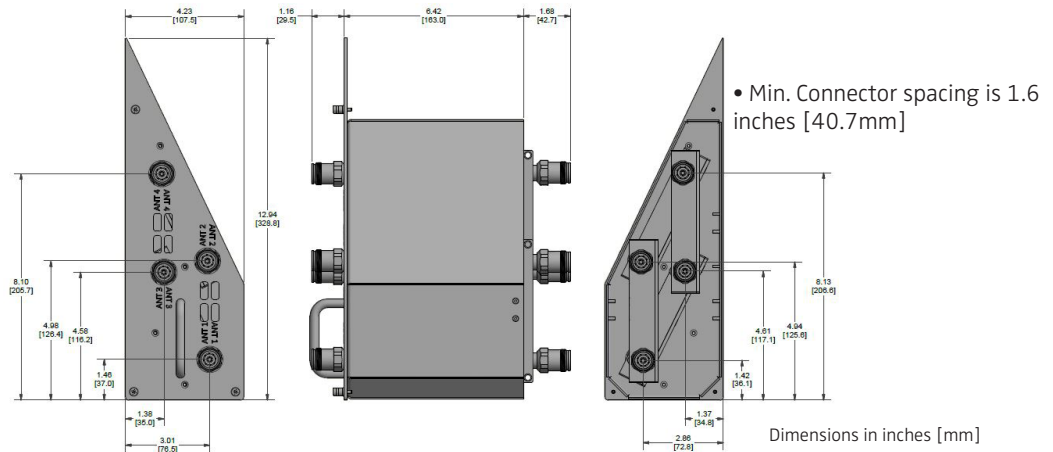
- Each Hybrid Combining Card includes: three (3) TA-2MHE resistive terminations.
- See **MCC200-A02**, blank hybrid faceplate for unused slot on **MCC200H** Subrack

* In Development

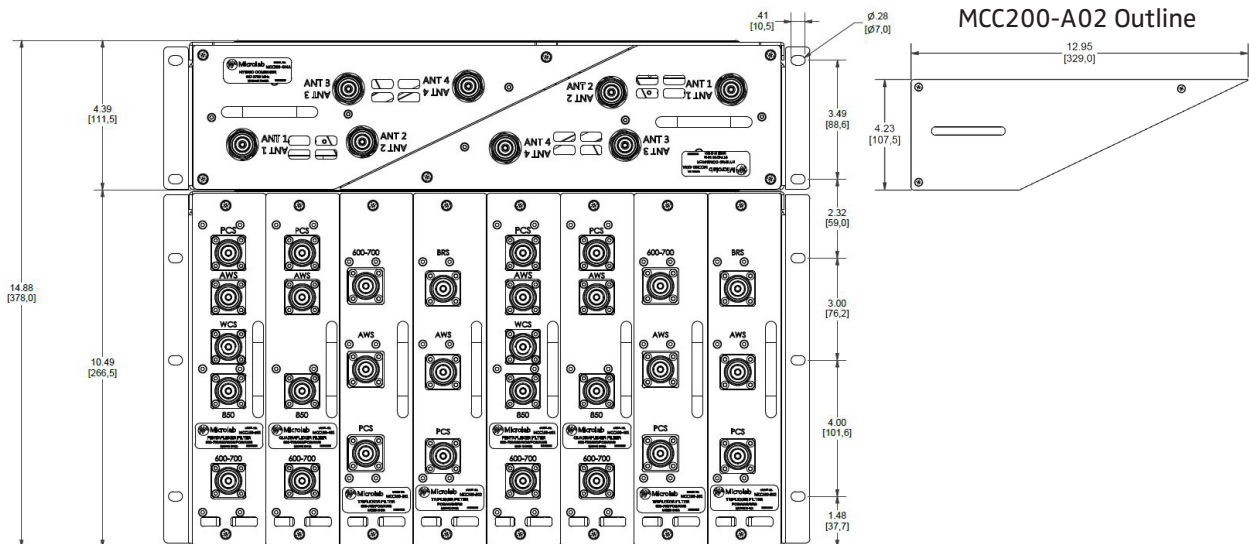
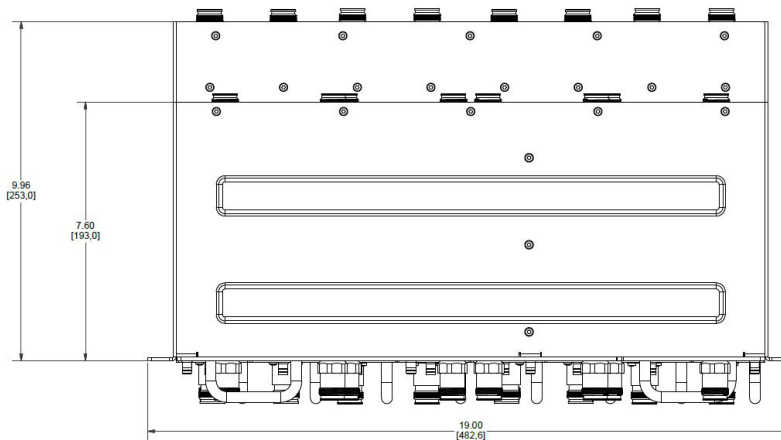
Note: Specifications are subject to change without prior notification.

28FEB2019

MCC200-4x4 Outline



Outline Drawing for Rackmount



Note: Specifications are subject to change without prior notification.